



Sep 28-7:21 AM

Welcome to class!

Step #1 - Moodle

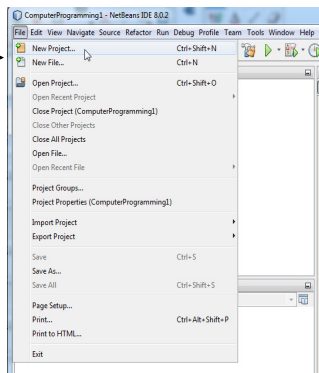
Syllabus & Signatures

JAVA Cheat Sheets

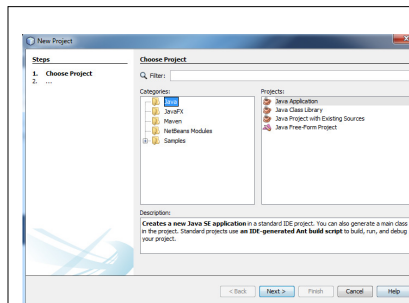
Sep 28-9:28 AM

Step #2 - Netbeans Setup

Create a new Project



Sep 28-9:28 AM



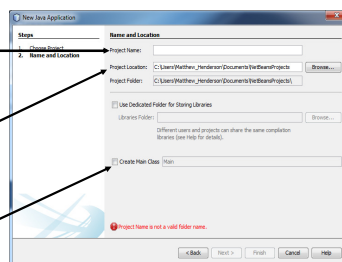
Create a
Java Application!

Sep 28-9:41 AM

Name it
(noting naming conventions)
for this example,
ComputerProgramming1

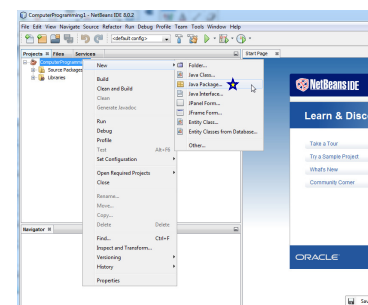
Destination
Make a folder in
your 'Server Folder'!

Uncheck

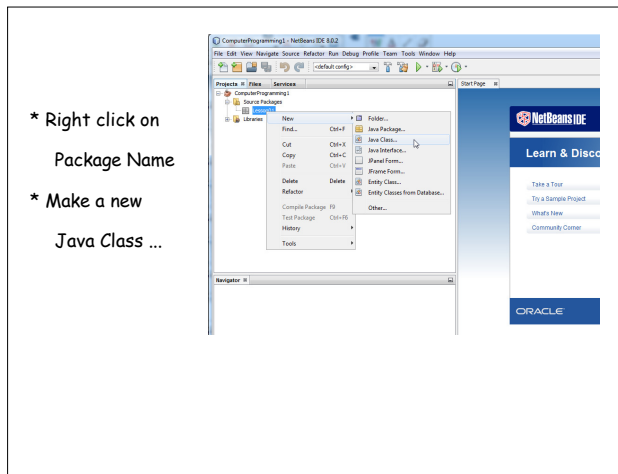


Sep 28-9:41 AM

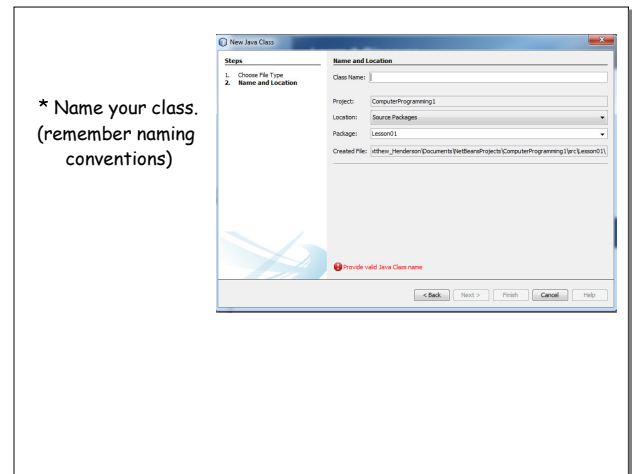
- * Right click on
Project Name
- * Make a new
Java Package ...



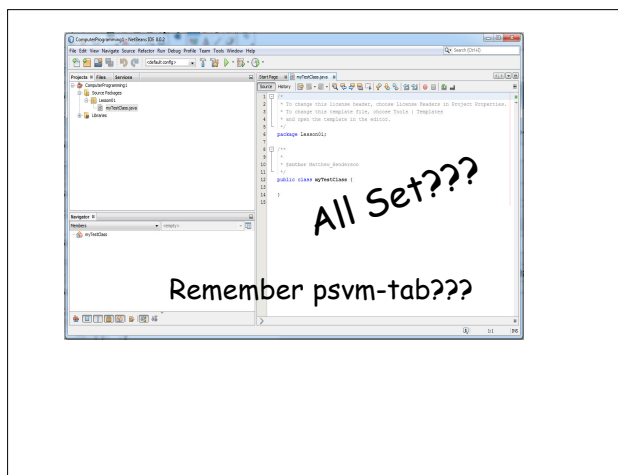
Sep 28-9:41 AM



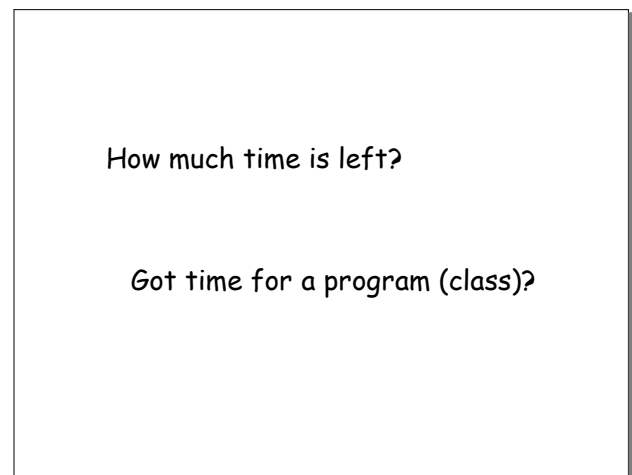
Sep 28-9:42 AM



Sep 28-9:42 AM



Sep 28-9:43 AM



Sep 28-2:32 PM

Checklist for today ...

- ☐ Successfully accessed Moodle Page
- ☐ Read the Syllabus
- ☐ Have Netbeans set and running
- ☐ Complete the Syllabus Sign. tonight
- ☐ Know where to find cheat sheets

Sep 28-9:44 AM